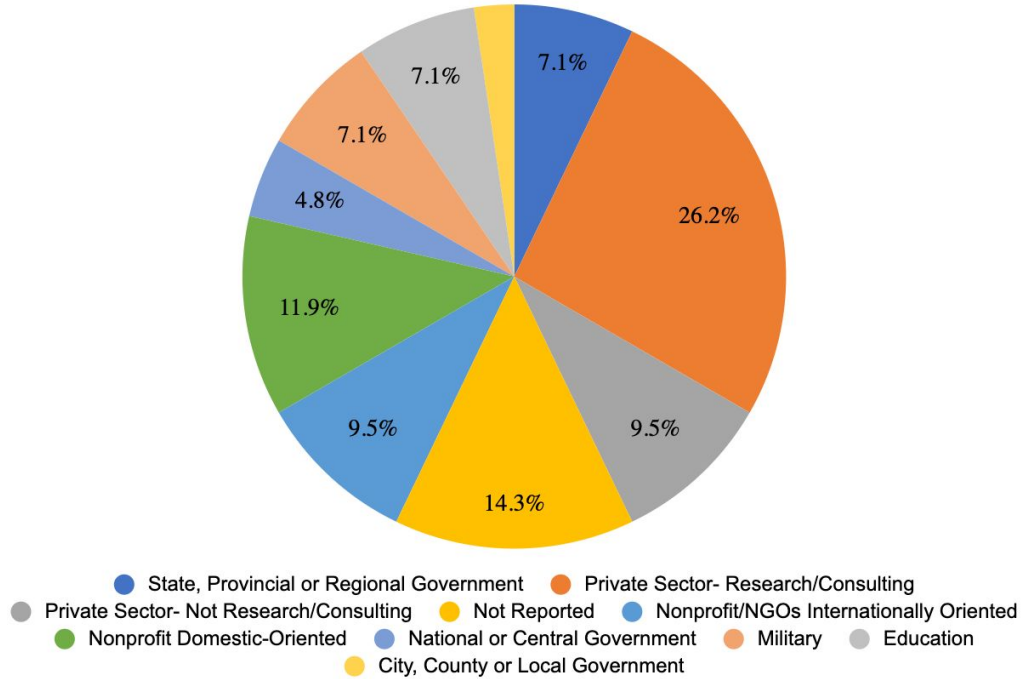


**LBJ Career Outcomes- Class of 2019**  
**MGPS**

**MGPS 2019 PLACEMENT DATA BY SECTOR**



Sector	Count	Percentage
State, Provincial or Regional Government	3	7.1%
Private Sector- Research/Consulting	11	26.2%
Private Sector- Not Research/Consulting	4	9.5%
Nonprofit/NGOs Internationally Oriented	4	9.5%
Nonprofit Domestic-Oriented	5	11.9%
National or Central Government	2	4.8%
Military	3	7.1%
Education	3	7.1%
City, County or Local Government	1	2.4%
Not Reported	6	14.3%
<b>Grand Total</b>	<b>42</b>	<b>100%</b>



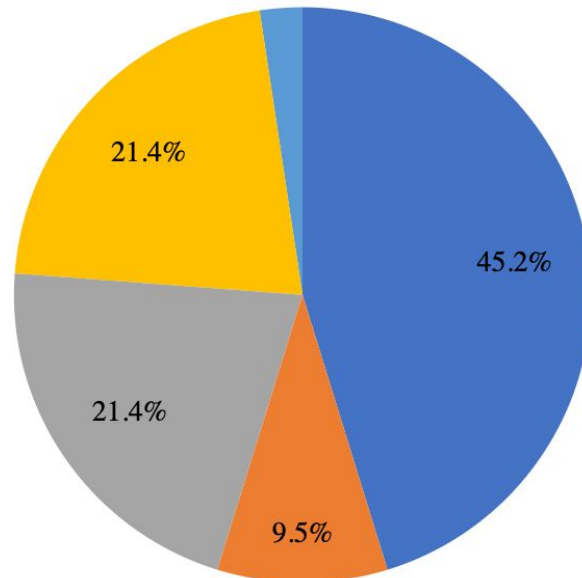
# MGPS Average Salary by Sector



\*with 7 reporting

## MGPS LOCATION

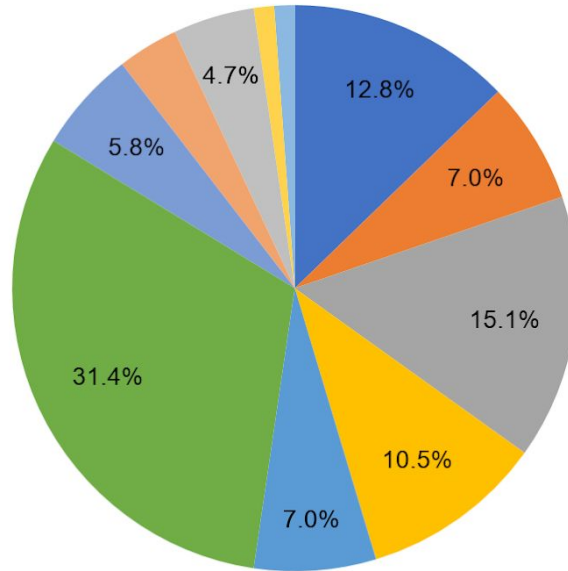
● Texas ● Washington, DC ● Not Reported ● Other parts of the US ● International



Location	Count	Percentage
Texas	19	45.2%
Washington, DC	4	9.5%
Other Parts of the US	9	21.4%
International	1	2.4%
Not Reported	9	21.4%
<b>Grand Total</b>	<b>42</b>	<b>100%</b>

**LBJ Career Outcomes- Class of 2019**  
**MPAff**

**MPAFF PLACEMENT DATA BY SECTOR**

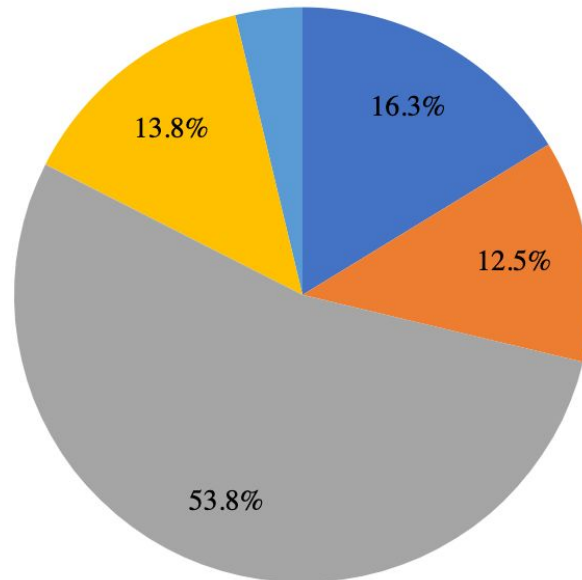


- Private Sector- Research/Consulting    ● State, Provincial or Regional Government    ● Not Reported    ● National or Central Government
- City, County or Local Government    ● Nonprofit Domestic-Oriented    ● Education    ● Other
- Private Sector- Not Research/Consulting    ● Nonprofit/NGOs Internationally Oriented    ● International Quasi-Governmental Organization

Sector	Count	Percentage
City, County or Local Government	6	7%
Education	5	5.8%
International Quasi-Governmental Organization	1	1.2%
National or Central Government	9	10.5%
Nonprofit Domestic-Oriented	27	31.4%
Nonprofit/NGOs Internationally Oriented	1	1.2%
Private Sector- Not Research/Consulting	4	4.7%
Private Sector- Research/Consulting	11	12.8%
State, Provincial or Regional Government	6	7%
Other	3	4%
Not Reported	13	15.1%
<b>Grand Total</b>	<b>86</b>	<b>100%</b>

## MPAFF LOCATION

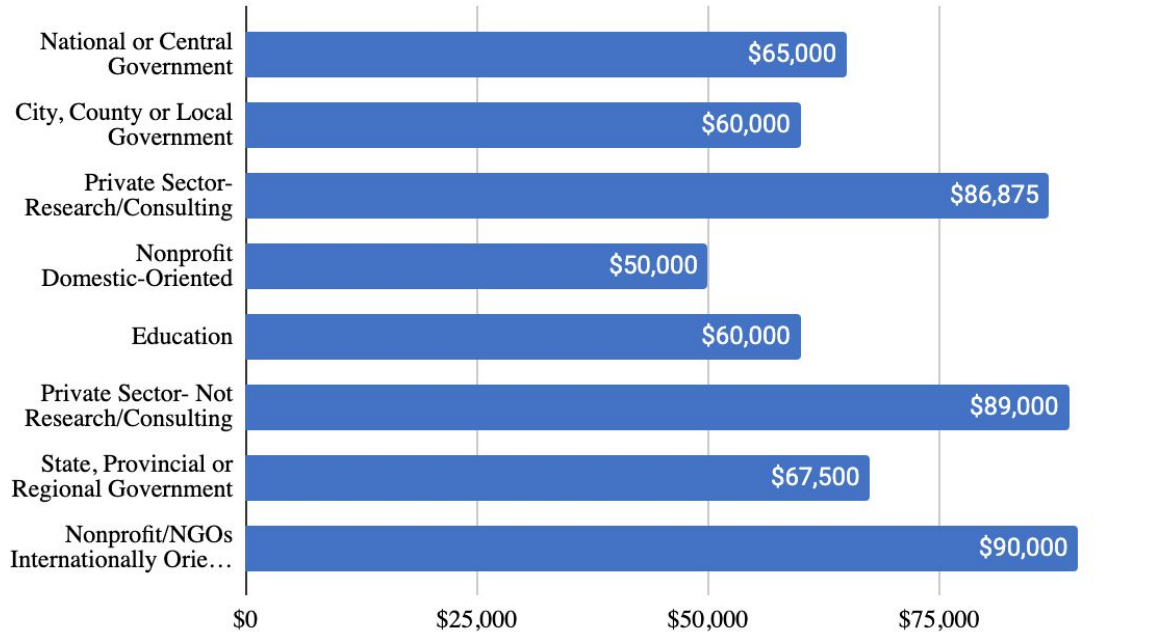
● Other parts of the US ● Not Reported ● Texas ● Washington, DC ● International



Location	Count	Percentage
Texas	43	53.8%
Washington, DC	11	13.8%
Other parts of the US	13	16.3%
International	3	3.6%
Not Reported	16	12.5%
<b>Grand Total</b>	<b>86</b>	<b>100%</b>

## MPAFF SALARY

### MPAFF Average Salary by Sector



\*with 21 reporting